



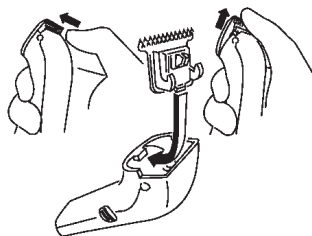
ROCKET 4500 BATTERY TRIMMER

INSTRUCTION MANUAL

Blades:

To remove blade first turn off trimmer. Press up on blade teeth.

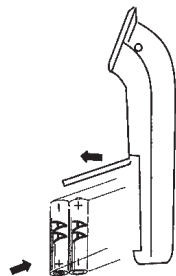
To install blade, the trimmer must be in the off position. Fit back blade peg into trimmer housing. Then press down on the blade near the teeth.



Batteries:

To replace batteries simply remove the battery cover, remove drained batteries and replace them with new AA batteries. Then replace the battery cover. Please be sure to match the positive and negative symbols on the trimmer and batteries.

We recommended high quality batteries to be used – such as Duracel, Energiser, lithium batteries or rechargeable batteries.



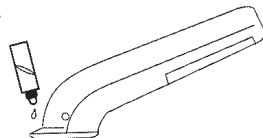
(Batteries not included)

Blade Cleaning:

When cleaning your blade hold trimmer blade down. Brush out hair and oil the blade.

DO NOT oil blade while the trimmer is held blade up. DO NOT oil trimmers insides. Oil is for BLADE ONLY.

Make sure all blades are oiled once storing blades away. If not oiled this causes blades to cease.



THE SHEAR MAGIC ONE YEAR WARRANTY

All Shear Magic clippers come with a full one year warranty from date of purchase against any manufacturing fault.

As you would expect, the warranty does not cover the following:

- Normal wearing parts (lever, latch, hinge, nameplate, bearings, blade etc)
- Repairs or disassembly attempted by anyone other than an authorised service centre
- Repairs made due to normal wear and tear, abuse, improper maintenance, or dropping.
- Any alterations made to the tool.
- Damage due to blade coolants or other chemicals.
- Damage resulting from shipping or transit.

For warranty work, send proof of purchase or receipt along with equipment to the place of purchase. Before sending, please check our trouble shooting guide or online at www.shearmagic.net.au to ensure it is not a common or easy to solve problem.

The product that is sent in for warranty that is over 6 months old and up to 12 months old, warranty parts will be replaced but where the products has done a lot of work a service charge will be applied.

Our goods come with guarantees that cannot be excluded under the Australian Consumer Law. You are entitled to a replacement or refund for a major failure and for compensation for any other reasonably foreseeable loss or damage. You are also entitled to have the goods repaired or replaced if the goods fail to be of acceptable quality and the failure does not amount to a major failure.

Inward postage is to be paid by the customer. Return postage will be paid on all warranty repairs. As part of all repairs, blades will also be sharpened for a nominal charge, as this is the most common cause of poor performance.

Register your product online: www.shearmagic.net.au

Warranty registration on the internet or via return of the warranty registration card is required within 30 days (thirty days) of the purchase date for coverage of the equipment.

Register online and receive an additional 6 month motor warranty to 18 months.

Visit www.shearmagic.net.au

SERVICE INFORMATION

If maintenance service or service under warranty is required forward the product to: Place of purchase or Botany Bay Imports Exports Pty Ltd - PO Box 260 BOTANY NSW 1455. Phone: 02 9700 0800, Fax: 02 9700 1171. Email: info@botanybayimports.com.au

When returning the product for service or warranty please ensure the following:

- Postage is prepaid
- Use sturdy packaging to protect the product against damage in transit - such damage is not covered by the warranty
- Include your name, address and proof of purchase
- Provide a detailed description of the fault
- When sending a clipper **do send the blades** - but not attached to the clipper to avoid damage in transit.

Product: **Shear Magic**

Model: **Rocket 4500 Battery Trimmer**

Customer Name: _____

Address: _____

Phone: _____

Email: _____

Date of Purchase: _____

Reseller: _____