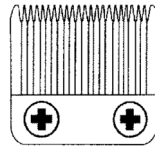


TRIMMER ACCESSORIES

Adjustable Blades

Model No. Smnbl
Nifty Adjustable Blade
Set Size 30, 15, 10, 9



30, 15, 10, 9
1/50" 3/64" 1/16" 5/64"
0.5 1.0 1.5 2.0mm

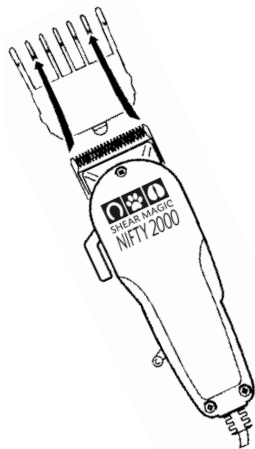
SHEAR MAGIC SERVICE CENTRES

Should your clipper require repair or service, either during or after the warranty period, take it to your nearest service centre.

For all sharpening and repairs we recommend:

Botany Bay Imports Exports Pty Ltd
PO Box 260 BOTANY NSW 1455
www.botanybayimports.com.au
Ph: 02 9700 0800

See www.shearmagic.net.au for a full listing of approved service agents.

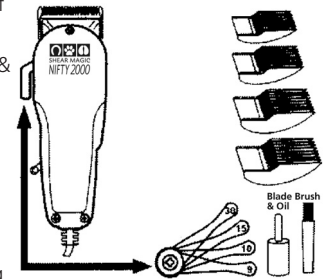


INSTRUCTION MANUAL

Nifty 2000 Clipper

FEATURES

- Adjustable blade lever, to adjust the length of cut with just the one blade.
- 4 different comb sizes – 3mm, 6mm, 10mm & 13mm for any styling needs.
- Electromagnetic motor for quiet reliable operation.
- Light weight for tireless work and ease of manoeuvrability.
- Full one year Shear Magic Warranty and full spares support for years of trouble free clipping.



INSTRUCTIONS

For best results thoroughly wash and dry the animal first. Brush and comb out any tangles prior to clipping.

To install combs, turn the clipper off. Shift the blade lever to the shortest cut position. Fit the blades teeth onto the front of the comb, then press down on the back of the comb to snap into position.

Good blade care will ensure optimal long term operation of your clipper. Remove all visible hair from the blade and clipper using the brush. Place 2-3 drops of oil on the space between the stationary and moving parts of the blade. Clean and lubricate the blade during extended use and after every use.

The Nifty Trimmer motor will have a seating in period. The speed of the motor may fluctuate during this period. This is normal and does not warrant concern or service. The clipper is fully functional during this period.

For more hints on clipping your pet, visit www.shearmagic.net.au



CAUTION

This appliance is not intended for use by persons (including children) with reduced physical, sensory or mental capabilities, or lack of experience and knowledge, unless they are supervised or given instruction concerning use of the appliance by a responsible person for their safety.

Young children should be supervised to ensure they do not play with the appliance.

Never submerge the trimmer in water or near where it can fall into water e.g. tub.

Never use in bathing area or on wet animals, to avoid electric shock.

Always unplug before cleaning, servicing or installing parts. Servicing should only be done by approved service agents.

If the supply cord is damaged, it must be replaced a qualified service agent, or a similarly qualified person in order to avoid hazard.

Do not operate trimmer with a damage cord or housing, or if exposed to liquid or water.

TROUBLE SHOOTING

Problem	Cause	What to do
Blade assembly will not fit onto clipper correctly.	Blades are not in alignment.	Push small blade to middle of larger blade.
Clipper snags hair when using.	Blunt blades.	Send blades away for sharpening.
Clipper won't work, but electricity is switched on and it is plugged in.	Blade is jammed.	Remove blade, if motor works then clean blade in blade wash and ensure it is oiled before, during and after every use.
Clipper won't work but blade is not jammed.	Unknown.	Send to authorised service agent.

THE SHEAR MAGIC ONE YEAR WARRANTY

All Shear Magic clippers come with a full one year warranty from date of purchase against any manufacturing fault.

As you would expect, the warranty does not cover the following:

- Normal wearing parts (lever, latch, hinge, nameplate, bearings, blade etc)
- Repairs or disassembly attempted by anyone other than an authorised service centre
- Repairs made due to normal wear and tear, abuse, improper maintenance, or dropping.
- Any alterations made to the tool.
- Damage due to blade coolants or other chemicals.
- Damage resulting from shipping or transit.

THE SHEAR MAGIC ONE YEAR WARRANTY (continued)

For warranty work, send proof of purchase or receipt along with equipment to the place of purchase. Before sending, please check our trouble shooting guide or online at www.shearmagic.net.au to ensure it is not a common or easy to solve problem.

The product that is sent in for warranty that is over 6 months old and up to 12 months old, warranty parts will be replaced but where the products has done a lot of work a service charge will be applied.

Our goods come with guarantees that cannot be excluded under the Australian Consumer Law. You are entitled to a replacement or refund for a major failure and for compensation for any other reasonably foreseeable loss or damage. You are also entitled to have the goods repaired or replaced if the goods fail to be of acceptable quality and the failure does not amount to a major failure.

Inward postage is to be paid by the customer. Return postage will be paid on all warranty repairs. As part of all repairs, blades will also be sharpened for a nominal charge, as this is the most common cause of poor performance.

Register your product online: www.shearmagic.net.au

Warranty registration on the internet or via return of the warranty registration card is required within 30 days (thirty days) of the purchase date for coverage of the equipment.

Register online and receive an additional 6 month motor warranty to 18 months. Visit www.shearmagic.net.au

SERVICE INFORMATION

If maintenance service or service under warranty is required forward the product to: Place of purchase or Botany Bay Imports Exports Pty Ltd - PO Box 260 BOTANY NSW 1455. Phone: 02 9700 0800, Fax: 02 9700 1171. Email: info@botanybayimports.com.au

When returning the product for service or warranty please ensure the following:

- Postage is prepaid
- Use sturdy packaging to protect the product against damage in transit - such damage is not covered by the warranty
- **Include your name, address and proof of purchase**
- **Provide a detailed description of the fault**
- When sending a clipper **do send the blades** - but not attached to the clipper to avoid damage in transit.

Product: **Shear Magic**

Model: **Nifty 2000**

Customer Name: _____

Address: _____

Phone: _____

Email: _____

Date of Purchase: _____

Reseller: _____